



AKDO®

WIDE

*Sleek. Clean. Extensive.  
Contemporary superior performance.*


---

Far Beyond the Surface

# WIDE

---


Carbon



*Special Order*

Wide 2 <sup>7</sup>/<sub>8</sub>" x 24" Battiscopa Carbon (M)


PO2130-BATTMO



Wide 2" x 2" Carbon

(M) PO2130-M01200

(T) PO2130-M012T0— *Special Order*



Wide 12" x 24" Carbon

(M) PO2130-1224M1

(T) PO2130-1224T1— *Special Order*



*Special Order*

Wide 24" x 24" Carbon

(M) PO2130-2424MO

(T) PO2130-2424T0



*Special Order*

Wide 24" x 24 x <sup>3</sup>/<sub>4</sub>"  
Carbon Paver (T)

PO2130-2424SP



Wide 24" x 48" Carbon (M)

PO2130-2448M0



*Special Order*

Wide 48" x 48" Carbon (M)

PO2130-4848M0

# WIDE

---

## Chalk



### *Special Order*

Wide 2 <sup>7</sup>/<sub>8</sub>" x 24" Battiscopa Chalk (M)


PO2131-BATTM0



Wide 2" x 2" Chalk

(M) PO2131-M01200

(T) PO2131-M012T0— *Special Order*



Wide 12" x 24" Chalk

(M) PO2131-1224M1

(T) PO2131-1224T1



Wide 24" x 24" Chalk

(M) PO2131-2424M0

(T) PO2131-2424T0— *Special Order*



Wide 24" x 48" Chalk (M)  
PO2131-2448M0



*Special Order*  
Wide 48" x 48" Chalk (M)  
PO2130-4848M0

# WIDE

---


Lead



*Special Order*

Wide 2 7/8" x 24" Battiscopa Lead (M)

PO2132-BATTMO



Wide 2" x 2" Lead

(M) PO2132-M01200

(T) PO2132-M012T0 – *Special Order*



Wide 12" x 24" Lead

(M) PO2132-1224M1

(T) PO2132-1224T1 – *Special Order*



Wide 24" x 24" Lead

(M) PO2132-2424M0

(T) PO2132-2424T0 – *Special Order*



Wide 24" x 48" Lead (M)

PO2132-2448M0



*Special Order*

Wide 48" x 48 Lead (M)

PO2132-4848M0

# WIDE

---

Olive



*Special Order*

Wide 2 <sup>7</sup>/<sub>8</sub>" x 24" Battiscopa Olive (M)


PO2133-BATTMO



*Special Order*

Wide 2" x 2" Olive (M)

PO2133-M01200



*Special Order*

Wide 12" x 24" Olive (M)

PO2133-1224M1



*Special Order*

Wide 24" x 24" Olive

(M) PO2133-2424M0

(T) PO2133-2424T0





*Special Order*

Wide 24" x 48" Olive (M)

PO2133-2448M0



*Special Order*

Wide 48" x 48" Olive (M)

PO2133-4848M0

# WIDE

---

## Steel



*Special Order*

Wide 2  $\frac{7}{8}$ " x 24" Battiscopa Steel (M)

PO2134-BATTMO



*Special Order*

Wide 3  $\frac{1}{2}$ " x 24" Listone Wave Steel


PO2134-LSWV00



Wide 2" x 2" Steel

(M) PO2134-M01200


(T) PO2134-2424T0— *Special Order*



Wide 12" x 24" Steel

(M) PO2134-1224M1


(T) PO2134-1224T1



Wide 24" x 24" Steel

(M) PO2134-2424M0

(T) PO2134-2424T0— *Special Order*




*Special Order*

Wide 24" x 24 x  $\frac{3}{4}$ "  
Steel Paver (T)

PO2134-2424SP



Wide 24" x 48" Steel (M)  
PO2134-2448M0



*Special Order*  
Wide 48" x 48" Steel (M)  
PO2134-2448M0



## CONVERSION CHART

PROFILE	SIZE
2" x 2"	11.81" x 11.81" = .97 sqft
12" x 24"	11.81" x 23.62" = 1.94 sqft
24" x 24"	23.64" x 23.64" = 3.87 sqft
24" x 48"	23.62" x 47.24" = 7.75 sqft
48" x 48"	23.62" x 47.24" = 7.75 sqft
Battiscopa	2.76" x 23.62" = 1.97 lnft

## APPLICATIONS

WALL	FLOOR	INTERIOR	EXTERIOR FREEZE/THAW	STEAM SHOWER	WET AREA	POOL
Yes	Yes	Yes	Yes	Yes	Yes	Yes

## TECHNICAL DATA

FEATURES	STANDARD TEST	RESULT
Water absorption	UNI EN ISO 10545/3	0.2%
Flexural strength	UNI EN ISO 10545/4	Compliant
Coefficient of restitution	UNI EN ISO 10545/5	Compliant
Deep abrasion resistance	UNI EN ISO 10545/6	Compliant
Coefficient of thermal linear expansion	UNI EN ISO 10545/8	$\leq 7 \text{ MK}^{-1}$
Thermal shock resistance	UNI EN ISO 10545/9	Compliant
Moisture expansion	UNI EN ISO 10545/10	$\leq 0.01 \%$ (0.1 mm/m)
Fire resistance	UNI EN ISO 13501-1	A1 <sub>fl</sub>
Frost resistance	UNI EN ISO 10545/12	Compliant
Resistance to household chemicals and swimming pool salts	UNI EN ISO 10545/13	Compliant
Resistance to low concentrations of acids and alkalis	UNI EN ISO 10545/13	ULA
Resistance to high concentrations of acids and alkalis	UNI EN ISO 10545/13	UHA
Stain resistance	UNI EN ISO 10545/14	Class 5
Assessment of slip resistance	DIN 51130	R9 R10 Strutt. R11 OUT2.0
Measurement of dynamic coefficient of friction	ANSI A137.1-2012 (BOT3000)	> 0.42 Wet

For detailed installation guidelines, visit [akdo.com](http://akdo.com).

## AKDO

1435 State Street  
Bridgeport, CT 06605  
1.800.811.2536  
203.336.5199 (o)  
203.336.0603 (f)

## AKDO NYC

22 West 21st Street  
New York, NY 10010  
1.800.811.2536  
212.485.0448 (o)  
212.485.0449 (f)

## AKDO Pacific

3445 Arden Road  
Hayward, CA 94545  
1.888.909.2536  
510.785.2536 (o)  
510.785.0895 (f)

[akdo.com](http://akdo.com)

