

AKDO®


MYSTIC SILVER

Essential Stone




Far Beyond the Surface


TILES



12" x 24"
Mystic Silver
(H) MB1996-1224HO
(P) MB1996-1224PO




18" x 36"
Mystic Silver (H)
MB1996-1836HO



18" x 18"
Mystic Silver (H)
MB1996-1818HO



3" x 9"
Mystic Silver (H)
MB1996-0309HO




4" x 12"
Mystic Silver
(H) MB1996-0412HO
(P) MB1996-0412PO

MOSAICS




1" x 4" Herringbone
Mystic Silver (H)
MB1996-HB14HO




2" x 2"
Mystic Silver (H)
MB1996-M002HO



2" x 4" Stacked
Mystic Silver (H)
MB1996-STACHO




3/8" x 3/8"
Mystic Silver (H)
MB1996-M038HO




Basket Weave Mystic
Silver (H) with Dolomite (H)
MB1996-BASIH1



Basket Weave Mystic
Silver (H) with Tulip Black (H)
MB1996-BASIH0



Heavy Rain Mystic Silver
(H&P)
MB1996-HERAPO



1-7/8" Hexagon
Mystic Silver (H)
MB1996-HEXAH0





MOSAICS




3-7/8" Hexagon
Mystic Silver (H)
MB1996-HEX3HO



Ivy Mystic Silver (H&P)
MB1996-IVY000



Penny Round
Mystic Silver (H)
MB1996-PENYHO



Mini Brick Mystic Silver (H)
MB1996-MIBRHO

TRIMS



12" Base Molding
Mystic Silver
(H) MB1996-BM12HO
(P) MB1996-BM12PO



12" Classic Rail
Mystic Silver
(H) MB1996-RM12HO
(P) MB1996-RM12PO



12" Narrow Liner
Mystic Silver
(H) MB1996-NL12HO
(P) MB1996-NL12PO



12" Pure Liner
Mystic Silver
(H) MB1996-PL12HO
(P) MB1996-PL12PO



DIMENSIONS - TILE

PROFILE	SIZE
3" x 9"	2.95" x 9" = .18 sqft (+/-)
4" x 12"	4" x 12" = .333 sqft (+/-)
12" x 24"	12" x 24" = 2 sqft (+/-)
18" x 18"	18" x 18" = 2.25 sqft (+/-)
18" x 36"	18" x 36" = 4.5 sqft (+/-)

DIMENSIONS - TRIM

PROFILE	SIZE
12" Base Molding	4" x 12" x .75" = 1 lnft (+/-)
12" Classic Rail	11.562" x 1.375" = 1 lnft (+/-)
12" Narrow Liner	11.562" x .5" = 1 lnft (+/-)
12" Pure Liner	11.562" x .5" = 1 lnft (+/-)

DIMENSIONS - MOSAIC

PROFILE	SIZE
1" x 4" Herringbone	9" x 11.5" = .72 sqft (+/-)
2" x 2"	12" x 12" = 1 sqft (+/-)
2" x 4" Stacked	11.74" x 11.74" = .96 sqft (+/-)
3/8" x 3/8" Mosaic	10.75" x 10.38" = .77 sqft (+/-)
Basket Weave	9.75" x 9.75" = .66 sqft (+/-)
Heavy Rain	10" x 11.66" = .810 sqft (+/-)
Hexagon 3-7/8"	7.88" x 10.25" = .560 sqft (+/-)
Hexagon 1-7/8"	9.75" x 10.13" = .69 sqft (+/-)
Ivy	9.88" x 11.75" = .814 sqft (+/-)
Mini Brick	11" x 11.75" = .90 sqft (+/-)
Penny Round	11.63" x 12" = .97 sqft (+/-)

Slabs are also available.

APPLICATIONS - HONED

INTERIOR	EXTERIOR	TRAFFIC	SHOWER	BACKSPLASH	FIREPLACE SURROUND
Wall and Floor	Non Freeze/ Thaw, Wall only	Commercial	Wall and Floor, Including Steam Showers	Yes	Yes
POOL	COUNTERTOP				
No	Yes				

APPLICATIONS - POLISHED

INTERIOR	EXTERIOR	TRAFFIC	SHOWER	BACKSPLASH	FIREPLACE SURROUND
Wall and Floor	Non Freeze/ Thaw, Wall only	Residential	Wall Only, Including Steam Showers	Yes	Yes
POOL	COUNTERTOP				
No	Yes				

The performance of surface covering products often depends on installation, environmental, and usage factors unique to each project. AKDO is not responsible for any effects that may be caused to products due to installation, wear from use, or exposure to environmental factors including but not limited to: hard water, chemicals, heat, flame, smoke, dirt or other substances. It is your responsibility to assess the project to determine if the product you are selecting is appropriate considering the unique characteristics of your installation, and to apply appropriate, high quality sealers when necessary. Please consult your installer for more information.

Due to the inherent characteristics of natural stone, there may be variations in color, movement, and texture from lot to lot. For detailed installation guidelines, visit akdo.com.

AKDO

1435 State Street
Bridgeport, CT 06605
1.800.811.2536
203.336.5199 (o)
203.336.0603 (f)

AKDO NYC

22 West 21st Street
New York, NY 10010
1.800.811.2536
212.485.0448 (o)
212.485.0449 (f)

akdo.com

