

AKDO®

# AMALFI

---

*Classical. Textural. Sophisticated.*

A modern take on an age-old technique.



---

Far Beyond the Surface

# AMALFI


---

## Calce




**Amalfi 16" x 32" Calce (M)**

PO2655-1632M0



**Amalfi 32" x 32" Calce (M)**

PO2655-3232M0



**Amalfi 2" x 2" Calce (M)**


PO2655-0202M0



*Special Order*

Amalfi 24" x 48" Calce (M)

PO2655-2448MO



*Special Order*

Amalfi 48" x 48" Calce (M)

PO2655-4848MO





Product shown: Amalfi 24" x 48" Grigio (M), Amalfi 48" x 48" Calce (M)





# AMALFI

---

Grigio



Amalfi 16" x 32" Grigio (M)  
PO2656-1632M0



Amalfi 32" x 32" Grigio (M)  
PO2656-3232M0



Amalfi Grigio 2" x 2" (M)  
PO2656-0202M0





*Special Order*

Amalfi 24" x 48" Grigio (M)

PO2656-2448MO



*Special Order*

Amalfi 48" x 48" Grigio (M)

PO2656-4848MO

Giotto Lapis



Amalfi 24" x 48" Giotto Lapis (M)

PO2657-2448GT



*Special Order*

Amalfi 48" x 48" Giotto Lapis (M)

PO2657-4848GT







# AMALFI

---

## Lapis



Amalfi 16" x 32" Lapis (M)  
PO2657-1632M0



Amalfi 32" x 32" Lapis (M)  
PO2657-3232M0



Amalfi 2" x 2" Lapis (M)  
PO2657-0202M0





Amalfi 24" x 48" Lapis (M)

PO2657-2448MO



*Special Order*


Amalfi 48" x 48" Lapis (M)

PO2657-4848MO

# AMALFI

---

Ocra



Amalfi 16" x 32" Ocra (M)  
PO2658-1632M0



Amalfi 32" x 32" Ocra (M)  
PO2658-3232M0



Amalfi 2" x 2" Ocra (M)  
PO2658-0202M0





*Special Order*

Amalfi 24" x 48" Ocra (M)

PO2658-2448MO



*Special Order*

Amalfi 48" x 48" Ocra (M)

PO2658-4848MO





Product shown: Amalfi 32" x 32" Ocra (M), Amalfi 16" x 32" Terra (M)







# AMALFI

---

## Terra



Amalfi 16" x 32" Terra (M)

PO2659-1632M0



Amalfi 32" x 32" Terra (M)

PO2659-3232M0



Amalfi 2" x 2" Terra (M)

PO2659-0202M0





*Special Order*

Amalfi 24" x 48" Terra (M)

PO2659-2448MO



*Special Order*

Amalfi 48" x 48" Terra (M)

PO2659-4848MO







## CONVERSION CHART

PROFILE	SIZE
2" x 2" Mosaic	11.81" x 11.81" = .97 sqft
16" x 32"	15.748" x 31.496" = 3.444 sqft
24" x 48"	23.622" x 47.244" = 7.751 sqft
32" x 32"	31.496" x 31.496" = 6.889 sqft
48" x 48"	47.244" x 47.244" = 15.502 sqft

## APPLICATIONS

WALL	FLOOR	TRAFFIC	INTERIOR	EXTERIOR FREEZE/THAW	STEAM SHOWER	WET AREA
Yes	Yes	Heavy Commercial	Yes	Yes	Yes	Yes
POOL	BACKSPLASH	FIREPLACE SURROUND				
Yes	Yes	Yes				

## TECHNICAL DATA

FEATURES	STANDARD TEST	SPECIFICATION
Abrasion Resistance	ISO 10545-6	Compliant
Bending Resistance	ISO 10545-4	Compliant
Coefficient of Restitution	ISO 10545-5	Compliant
Coefficient of Thermal Linear Expansion	ISO 10545-8	$\leq 7 \cdot 10^{-6} \cdot C^{-1}$
DCOF	ANSI A326.3	> 0.42 Wet
DCOF – B.C.R.A.	Rep CEC/81	Dry > 0.40 / Wet > 0.40
Frost Resistance	ISO 10545-12	Compliant
Moisture Expansion	ISO 10545-10	$\leq 0.01 \%$
Regularity of Length & Width	ISO 10545-2	Compliant
Resistance of High Concentrations of Acids and Alkalis	ISO 10545-13	HA
Resistance to Household Chemicals	ISO 10545-13	A
Resistance to Low Concentrations of Acids and Alkalis	ISO 10545-13	LA
Resistance to Staining	ISO 10545-14	Class 5
Resistance to Swimming Pool Salts	ISO 10545-13	A
Slip Resistance (Ramp Test)	DIN 51130	R10
Thermal Shock Resistance	ISO 10545-9	Compliant
Water Absorption	ISO 10545-3	0.2%

Due to the inherent characteristics of porcelain, there may be variations in color, movement and texture from lot to lot.  
For detailed installation guidelines, visit [akdo.com](http://akdo.com).

## AKDO

1435 State Street  
Bridgeport, CT 06605  
1.800.811.2536  
203.336.5199 (o)  
203.404.5000 (f)

## AKDO NYC

22 West 21st Street  
New York, NY 10010  
1.800.811.2536  
212.485.0448 (o)  
646.273.3903 (f)

## AKDO Pacific

3445 Arden Road  
Hayward, CA 94545  
1.888.909.2536  
510.785.2536 (o)  
510.785.0895 (f)

[akdo.com](http://akdo.com)

